

Features

- Frequency Range 0.011MHz to 100MHz
- Impedance Ratio: 1:2.5 Unbalanced to Unbalanced
- Low Cost and RoHS Compliant
- Industry Standard SMT package
- Available in Tape-and -Reel
- 50Ω Nominal Impedance



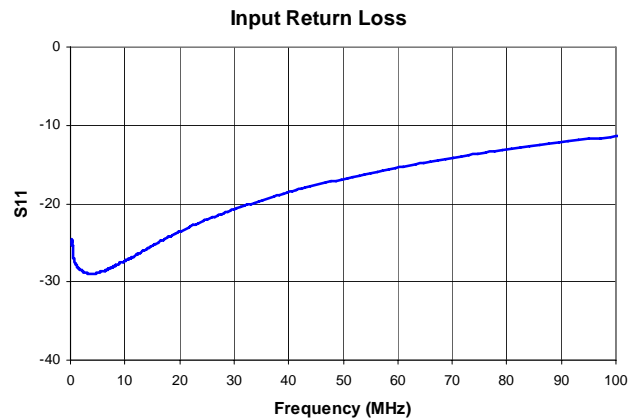
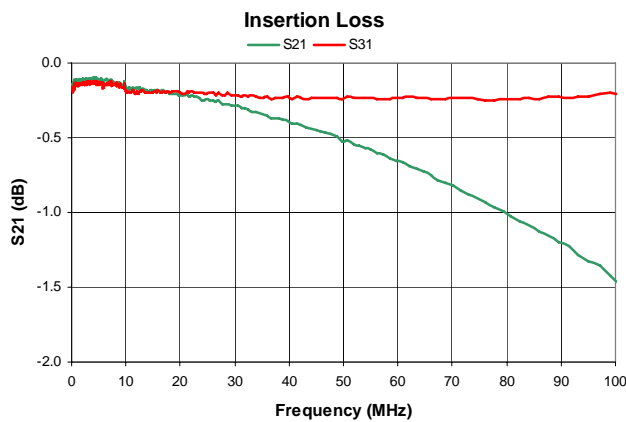
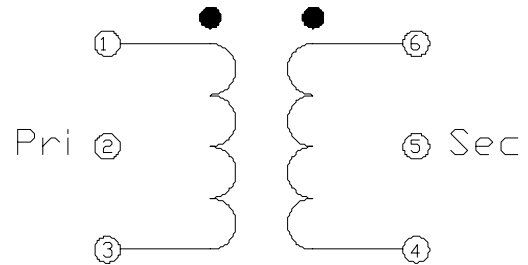
Product Description

The XFA-0101-25UH transformer is designed for applications that require small, low cost, and highly reliable surface mount components. Applications may be found in broadband, wireless, and other communications systems. These transformers are built Lead-Free and RoHS compliant. S-Parameters are available on request.

Specifications

Parameter	Specification			Unit
	Min.	Typ.	Max.	
Frequency Range	0.011		100	MHz
Insertion Loss <1dB	0.011		100	MHz
Insertion Loss <2dB				MHz
Insertion Loss <3dB				MHz
Impedance Ratio	1:2.5			
Type	Unbalanced to Unbalanced			

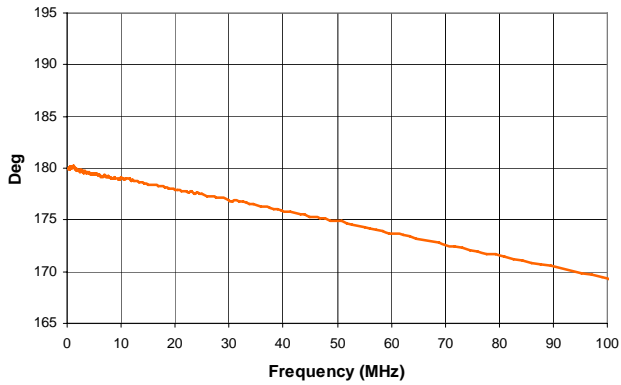
Schematic



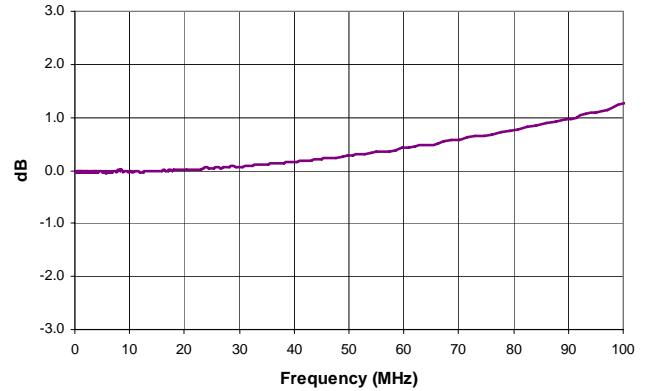
XFA-0101-25UH



Phase Balance



Amplitude Balance



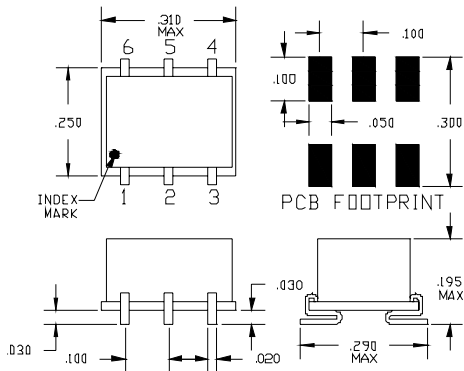
Pin Out

Pin	Name
1	Primary DOT
2	NC
3	Primary
4	Secondary
5	NC
6	Secondary DOT

Absolute Maximum Ratings

Parameter	Rating	Unit
RF Power	+33	dBm
Operating Temperature	-55 to +100	°C
Storage Temperature	-55 to +100	°C

Package Drawing - S06



Exceeding any one or a combination of the Absolute Maximum Rating conditions may cause permanent damage to the device. Extended application of Absolute Maximum Rating conditions to the device may reduce device reliability. Specified typical performance or functional operation of the device under Absolute Maximum Rating conditions is not implied.

RoHS status based on EU Directive 2002/95/EC (at time of this document revision).

The information in this publication is believed to be accurate and reliable. However, no responsibility is assumed by MiniRF, Inc. ("MiniRF") for its use, nor for any infringement of patents, or other rights of third parties, resulting from its use. No license is granted by implication or otherwise under any patent or patent rights of MiniRF. MiniRF reserves the right to change component circuitry, recommended application circuitry and specifications at any time without prior notice.