

Features

- Frequency Range: 15 MHz to 1003 MHz
- Impedance Ratio: 1:1, Unbalanced to Unbalanced
- Low Cost and RoHS Compliant
- Industry Standard SMT package
- Available in Tape-and -Reel
- 75Ω Nominal Impedance

Product Description

The XFM-1001-1UH transformer is designed for applications that require small, low cost, and reliable surface mount components. Applications may be found in broadband, wireless, and other communicating systems. These units are built Lead-Free and RoHS Compliant. S-Parameters are available on request.

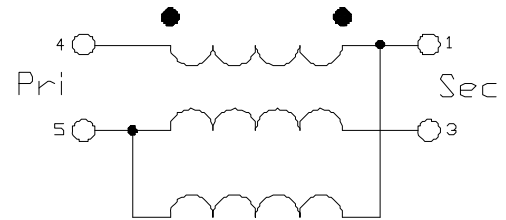


Specifications

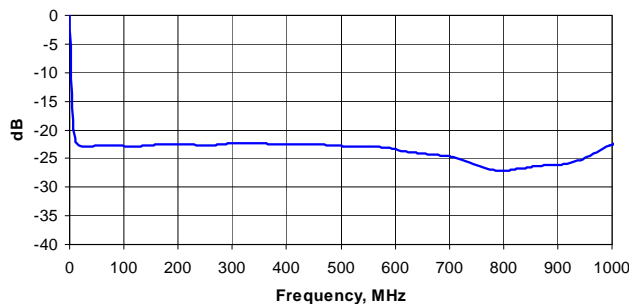
Parameter	Specification			Unit
	Min.	Typ.	Max.	
Frequency Range	15		1003	MHz
Insertion Loss (45-800MHz)		0.8	1.0	dB
Insertion Loss (800-1003 MHz)		1.0	1.2	dB
Return Loss (45-870MHz)	18	21		dB
Return Loss (870-1003 MHz)	15	16		dB
Amplitude Balance		0.2	0.4	dB
Phase Balance		3	5	°
Impedance ratio	1:1			
Type	Unbalanced to Unbalanced			

Note: Typical values represent mid-band performance at 25 °C

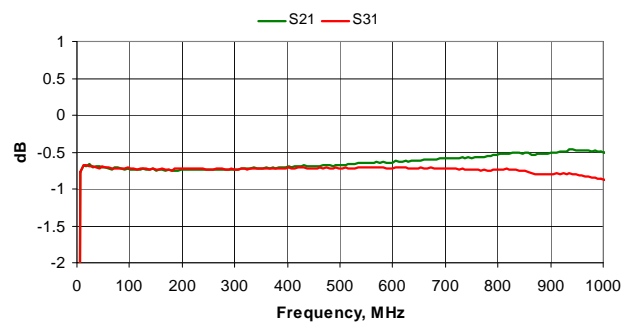
Schematic



Input Return Loss



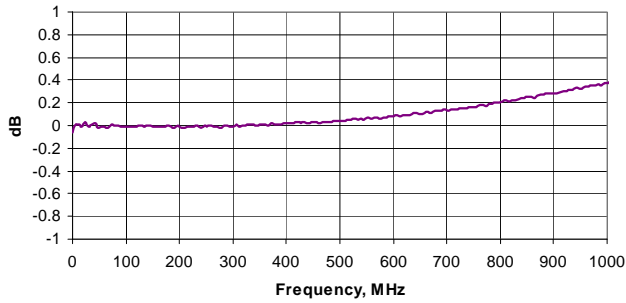
Insertion Loss



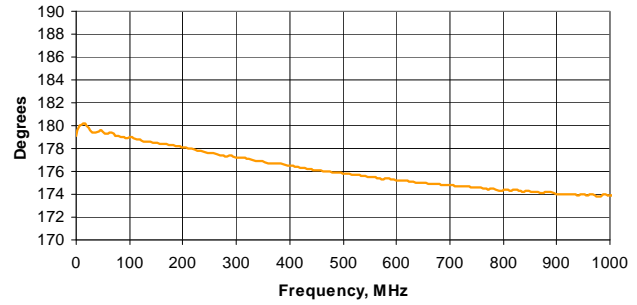
XFM-1001-1UH



Amplitude Balance



Phase Balance



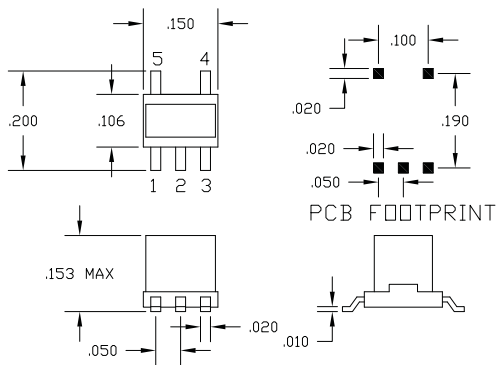
Pin Out

Pin	Name
1	Secondary Dot
2	NC
3	Secondary
4	Primary Dot
5	Primary

Absolute Maximum Ratings

Parameter	Rating	Unit
RF Power	+33	dBm
Operating Temperature	-40 to +85	°C
Storage Temperature	-55 to +125	°C

Package Drawing



Exceeding any one or a combination of the Absolute Maximum Rating conditions may cause permanent damage to the device. Extended application of Absolute Maximum Rating conditions to the device may reduce device reliability. Specified typical performance or functional operation of the device under Absolute Maximum Rating conditions is not implied.

RoHS status based on EUDirective2002/95/EC (at time of this document revision).

The information in this publication is believed to be accurate and reliable. However, no responsibility is assumed by MiniRF, Inc. ("MiniRF") for its use, nor for any infringement of patents, or other rights of third parties, resulting from its use. No license is granted by implication or otherwise under any patent or patent rights of MiniRF. MiniRF reserves the right to change component circuitry, recommended application circuitry and specifications at any time without prior notice.