

Broadband Surface-Mount Mini-RF Passive Components

A new line of MiniRF passive couplers, splitters, and transformers is now available from MiniRF designed for RF applications that require miniature, low-cost, and highly reliable surface mount components, these high-performance devices serve a broad range of end markets, including broadband and wireless communications systems.

CATV original equipment manufacturers (OEMs) require RF passives in both head end, forward path, and return path applications. MiniRF offers a cost-effective solution for these CATV and other broadband applications by providing this new line of low-cost mini-passive components that provide superior performance with a smaller footprint.

All MiniRF components are manufactured for repeatability with the highest quality standards and are 100% RF tested. The products are manufactured in ISO9001 facilities and are ROHS compliant.

FEATURES

- Wide bandwidth 1-1.2ghz/3.0ghz
- Low insertion loss
- Miniature surface mount package option including S21 (.09x.10 footprint)
- 50 and 75 ohms impedance
- ROHS compliant



2 WAY SPLITTERS - 0° OFFSET

Part Number	Freq Range (MHz)	Return Lo Min (dB)	Isolation Typ (dB)	Isolation Min (dB)	Insertion Loss Typ (dB)	Insertion Loss Max (dB)	Amp Unbalance Max (dB)	Phase Unbalance Max (Deg)	Package
RFSP5522*	5 to 1200	14	22	18	1.0	1.6	0.6	5.0	S18
RFSP5722	5 to 1200	12	28	22	0.8	1.5	0.5	5.0	S18

* 50 ohms

COUPLERS

Part Number	Freq Range (MHz)	Nominal Coupling (dB)	Coupling Flatness (dB)	Mainline Loss Typ (dB)	Mainline Loss Max (dB)	Directivity Typ (dB)	Directivity Min (dB)	Return Loss Min (dB)	Package
RFCP5742	5 to 1200	10 ± 0.5	± 0.5	1.5	2.0	14	10	11	S18
RFCP5743	5 to 1200	10 ± 0.5	± 0.5	1.5	2.0	14	8	14	S20
RFCP5762	5 to 1200	16 ± 0.5	± 0.5	0.6	1.2	20	10	14	S18
RFCP5763	5 to 1200	16 ± 0.5	± 0.5	0.8	1.2	20	8	14	S20



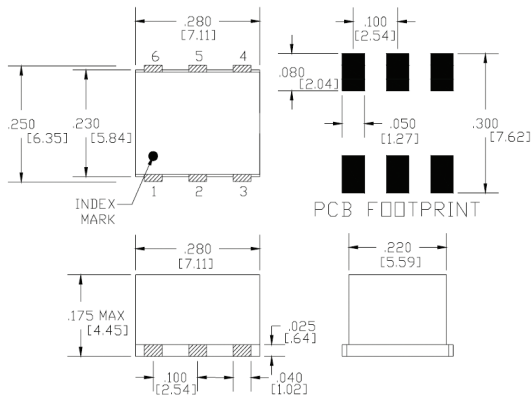
2010 Crow Canyon Place, Suite 100 • San Ramon, CA 94583
408-228-3533 • sales@minirf.com • www.minirf.com

TRANSFORMERS

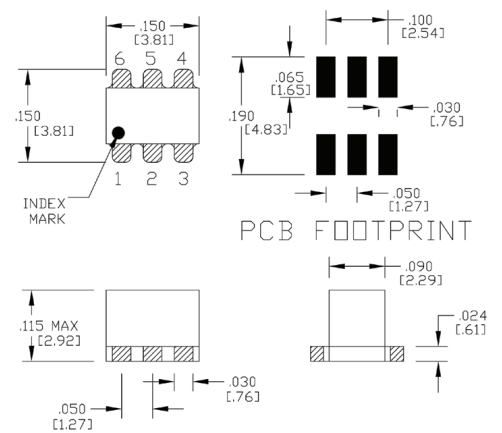
Part Number	Freq Range (MHz)	Impedance Ratio	Insertion Loss 3 dB Bandwidth (MHz)	Insertion Loss 2 dB Bandwidth (MHz)	Insertion Loss 1 dB Bandwidth (MHz)	Package
RFXF0573*	5 to 40	1:16	—	—	5 to 40	S20
RFXF2513*	0.3 to 200	1:4	—	—	3 to 200	S20
RFXF2533*	2 to 350	1:2	—	—	2 to 350	S20
RFXF2553*	1 to 350	1:4	—	—	1 to 350	S20
RFXF2713	5 to 200	1:1	—	—	5 to 200	S20
RFXF2795	5 to 200	1:1.78	—	—	5 to 200	S19
RFXF3513*	0.4 to 500	1:1	0.4 to 500	0.5 to 300	1 to 100	S20
RFXF3553*	2 to 1000	1:4	—	2 to 1000	2 to 400	S20
RFXF4513*	5 to 1000	1:1	—	5 to 1000	5 to 850	S20
RFXF5553*	5 to 1200	1:4	—	5 to 1200	5 to 500	S20
RFXF5702	5 to 1200	1:1	—	5 to 1200	5 to 750	S18
RFXF5703	5 to 1200	1:1	—	5 to 1200	10 to 870	S20
RFXF5704	5 to 1200	1:1	—	5 to 1200	5 to 800	S21
RFXF5712	5 to 1200	1:1	—	5 to 1200	5 to 1000	S18
RFXF5743	5 to 1200	1:3	—	5 to 1200	3 to 300	S20
RFXF5753	5 to 1200	1:4	5 to 1200	5 to 870	—	S20
RFXF5792	5 to 1200	1:1	—	5 to 1200	5 to 1000	S18
RFXF5793	5 to 1200	1:1	—	—	5 to 1200	S20
RFXF5794	5 to 1200	1:1	—	—	5 to 1200	S21
RFXF6553*	10 to 1900	1:4	10 to 1900	10 to 1000	10 to 500	S20
RFXF8553*	500 to 2500	1:4	500 to 2500	500 to 1500	500 to 1000	S20
RFXF9503*	3 to 3000	1:1	3 to 2700	3 to 2400	3 to 1800	S20
RFXF9504*	5 to 3000	1:1	5 to 3000	5 to 2700	5 to 1200	S21

* 50 ohms

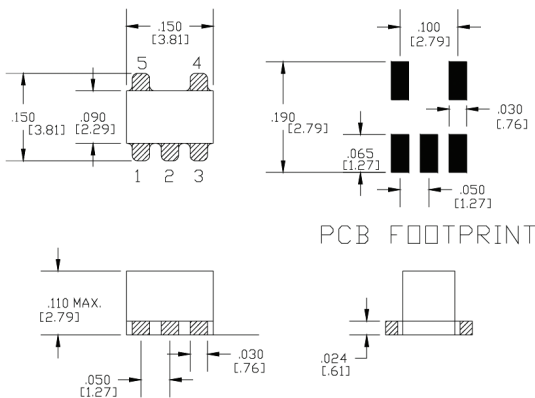
PACKAGE - S18



PACKAGE - S19



PACKAGE - S20



PACKAGE - S21

